

Art.-Nr.: 870805
Wandaußenmaß: 360 x 300 cm
Bohlenstärke: 70 mm



Kontrolliert durch:

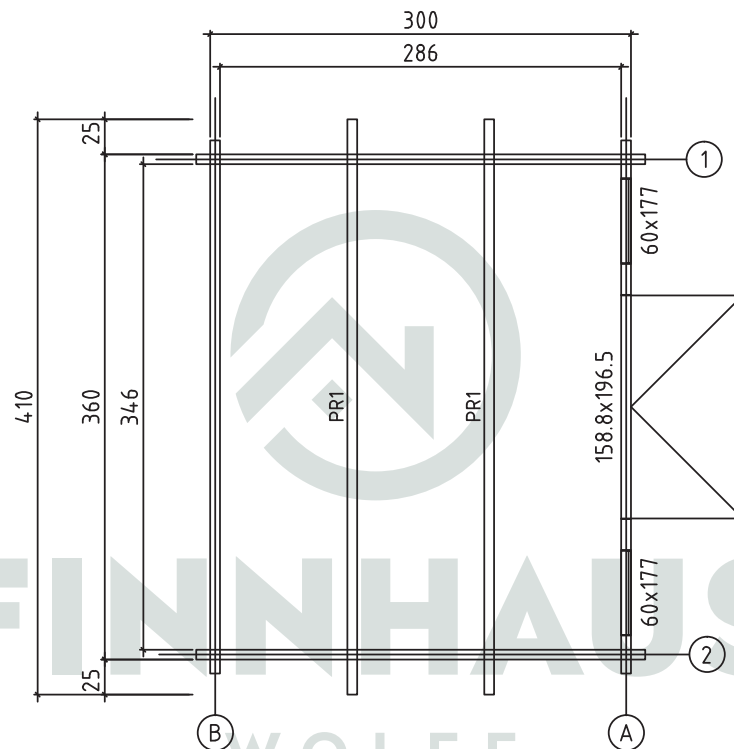
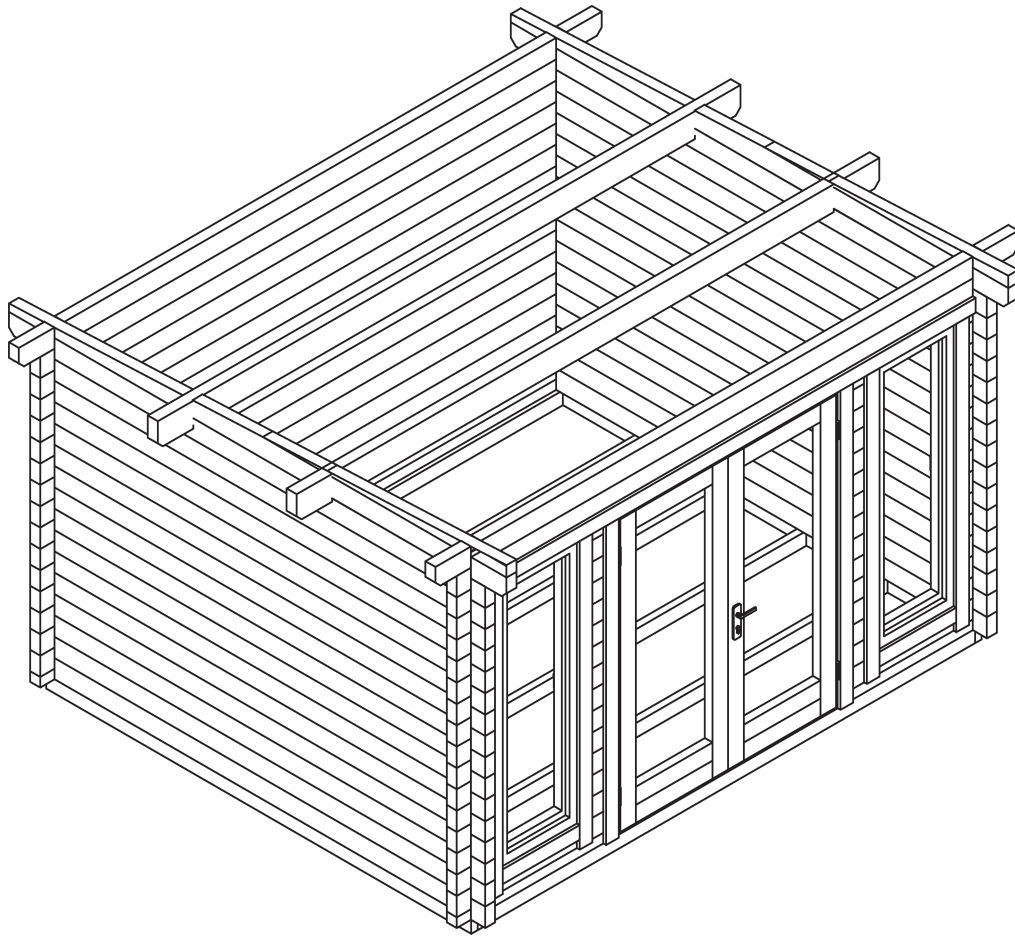


HAUS

DÖRFFEL

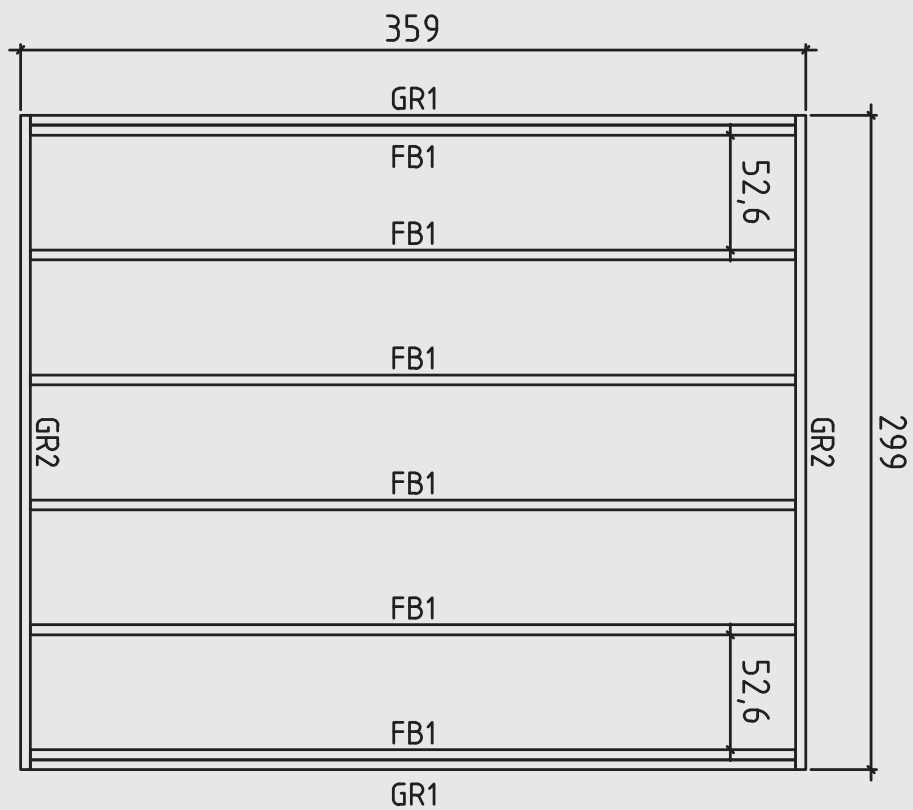
Achtung: Alle angegebenen Maße sind ca.-Maße!

3D-Darstellung und Grundriss Trondheim 70-A



Lagerholzplan und Fundamentplan Trondheim 70-A

Wir empfehlen als Fundament für Ihr Gartenhaus eine vollflächig festgegründete, gepflasterte oder betonierte Fläche.
Wahlweise ist auch ein Punkt- oder Streifenfundament möglich.














Teileliste 1

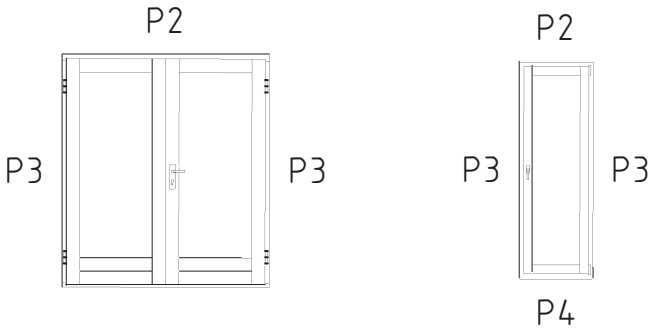
Trondheim 70-A

Pos	Quantity	Profil (mm)	Lenght (mm)
001	2	70x130	3200
002	2	70x130	3200
003	26	70x130	3200
004	2	70x130	3350
005	2	70x105	1232
006	2	70x130	917
007	2	70x130	1232
008	2	70x76	1715
009	2	70x65	1101
010	2	70x130	1101
011	28	70x130	270
012	28	70x130	221
013	1	70x130	3800
014	1	70x130	4100
015	1	70x65	3800
016	1	70x130	3800
017	14	70x130	3800
018	1	70x130	4100
GR1	2	GROUNDFRAME	45x90 3500
GR2	2	GROUNDFRAME	45x90 2990
FB1	6	FLOORBEAMS	45x90 3500
PR1	2	Purlins	70x170 4100
	2	WINDOW 600x1770	
	1	DOOR 1588x1965	

Teileliste 2 Trondheim 70-A

Pos		Quantity	Profil (mm)	Lenght (mm)
	PARAPET R1 - 2 pcs.  PARAPET R2 - 2 pcs. 			
1	Screws/Schrauben/Vis 5x100 mm- For fixing first row of wall logs /Fixierung des ersten Bohlenkranzes/Pour fixer les lames de plancher 	6		
2	Nails/Nägel/Clous 2.5x50 - For fixing floorboards/ Befestigung Fussbodenbretter/Pour fixer les lames de plancher 	250		
3	Nails/Nägel/Clous 2.5x50 - For fixing roofboards/ Befestigung Dachbretter/Pour fixer les voliges 	250		
4	Nails/Nägel/Clous 2.5x50 - For fixing floor edge trims/ Befestigung Fussleisten/Pour fixer les plinthes du plancher 	30		
5	Screws/Schrauben/Vis 2,5x50 mm- For fixing parapet / Befestigung parapet / Pour fixer les parapet 	145		
6	Screws/Schrauben/Vis 2,5x50 mm- For fixing window and door trims/ Befestigung Fenster und türen/ Pour fixer les croissilons des fenetres et des portes 			
7	Metal storm Brace/Gewindestange/Tige filetee 8 mm 	3		
8	Shim;Nuts/Mutter ,U-Scheibe/Ecrou;Rondelle 8 mm For fixing storm braces/ Pour fixer les anti tempete/ Für Sturmleisten Pour fixer les croissilons des fenetres et des portes  Metal storm Brace/Gewindestange/Tige filetee 8 mm KL1 M8 2,31 m 2 Screws 180 6 pcs. KL2 M8 2,25 m 1 Plastic caps 3 pcs.	3/3		
9	Roofing felt/Dachpappe/Feutre de toiture	10+15		
10	Nails/Nägel/Clous - For fixing roofing felt/ Befestigung Dachpappe/Pour fixer les feutre de toiture 	160		

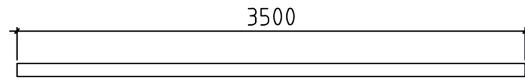
Teileliste 3 Trondheim 70-A

POS	ST.	B	H	L	Teileliste
FB1	Vt. spetsi				FUNDMENTHOLZER
F1	9,9m ²	28		2855	FUSSBODENBRETTER
PR	2	70	170	4100	DACHBALKEN
RB1	14,4m ²	20		3503	DACHBRETTER
R1	2	20	360	4140	PARAPET
R2	2	20	360	3545	PARAPET
R3	2	45	45	4100	BEFESTIGUNG DACHBRETTER
R4	2 2	45	90	250 295	BEFESTIGUNG PARAPET
DR1 WN1	1 2	1588 600	1965 1770		 <p style="text-align: center;">P2 P2</p> <p style="text-align: center;">P3 P3 P3 P3</p> <p style="text-align: center;">P4</p> <p style="text-align: center;">Sliding slats 30x30x1720 mm - 4 pcs.</p>
P1	14m	20	40		Fußbodenleiste
P2	1+1	20	90	3440	Türleiste DR1,WN1
P3	6+6	20	90	1945	Türleiste DR1,WN1
P4	2+2	20	90	540 570	Fensterleiste WN1

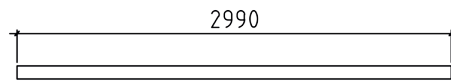


Detailzeichnungen Trondheim 70-A

GROUNDFRAME

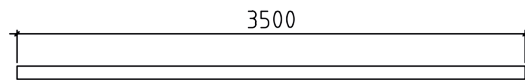


GR1 / 2
45x90



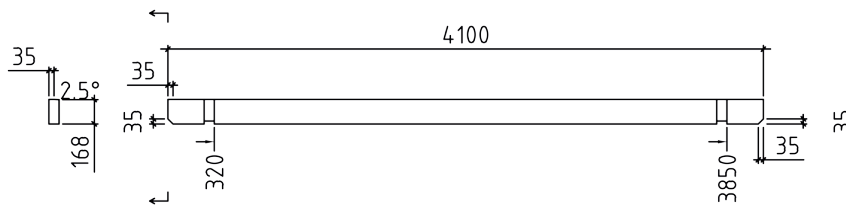
GR2 / 2
45x90

FLOORBEAMS



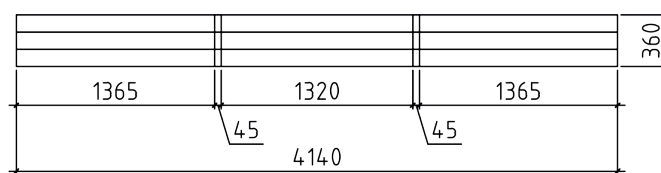
FB1 / 6
45x90

Purlins

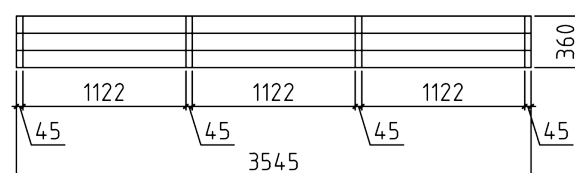


PR1 / 2
70x170(60x150)

PARAPET R1 - 2 pcs.



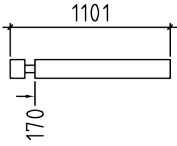
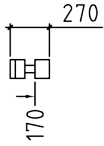

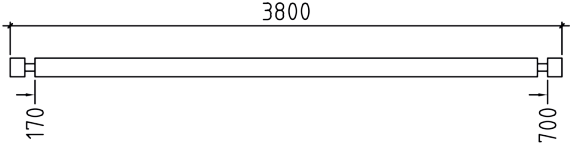
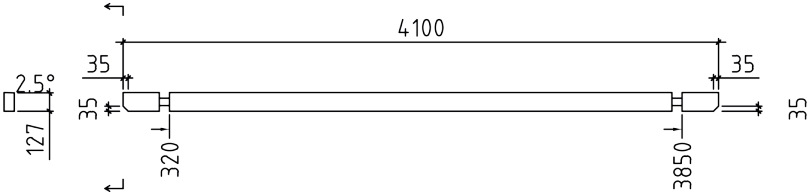
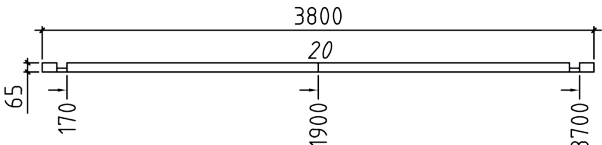
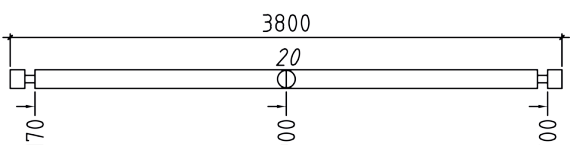
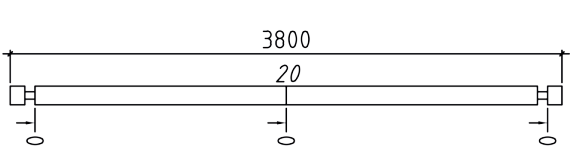
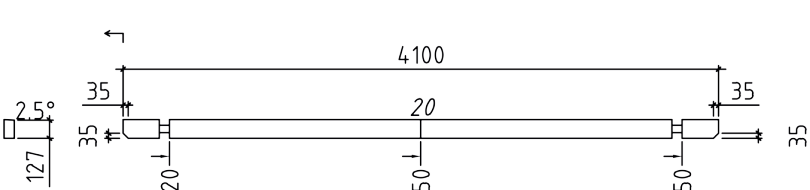
PARAPET R2 - 2 pcs.




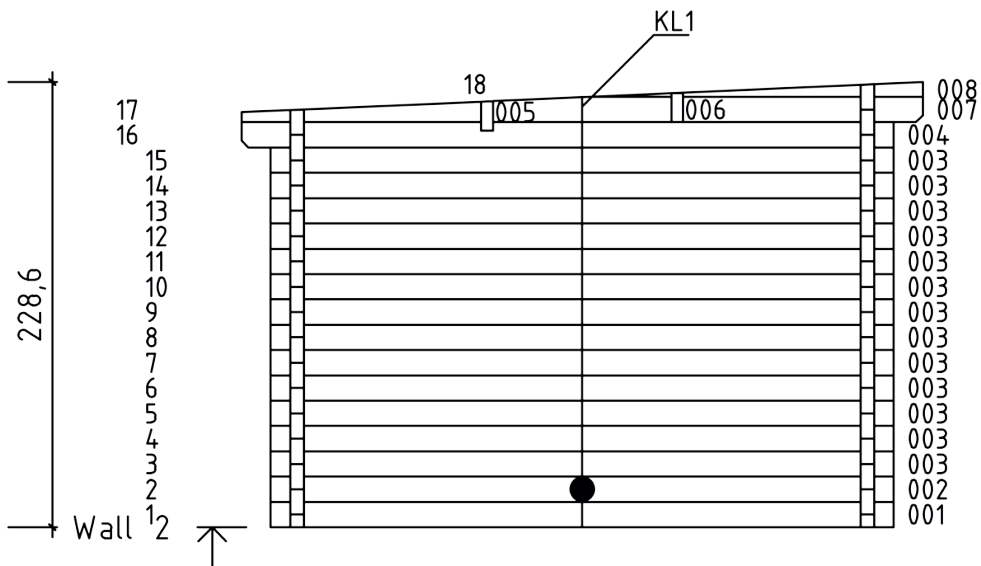

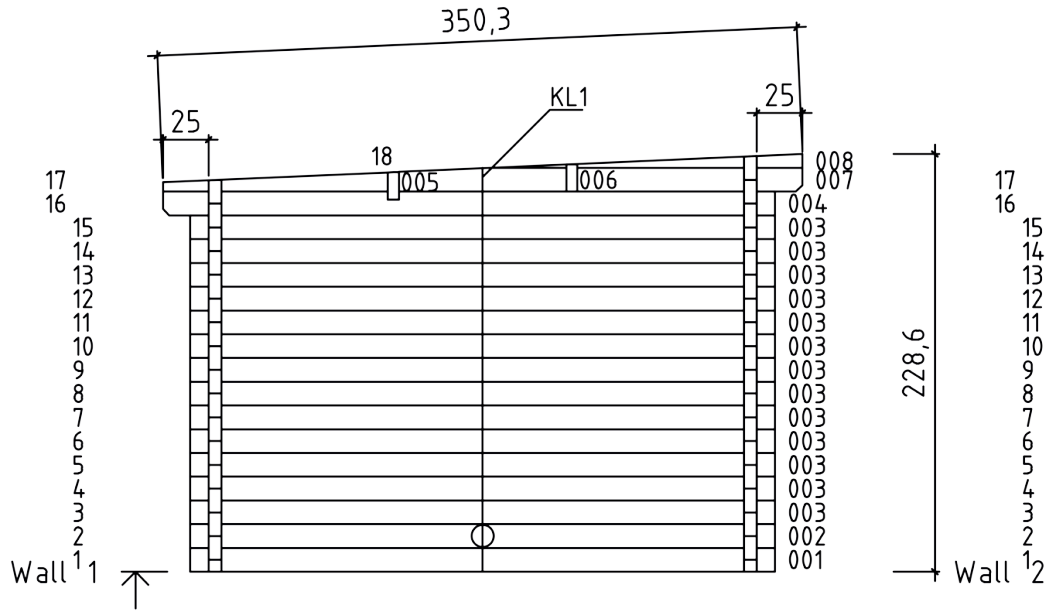
Detailzeichnungen Trondheim 70-A

	001 / 2 1.rida
	002 / 2
	003 / 26
	004 / 2
	005 / 2 kelp
	006 / 2 kelp
	007 / 2
	008 / 2 kelp
	009 / 2 1.rida poolik

Detailzeichnungen Trondheim 70-A

	010 / 2
	011 / 28
	012 / 28
	013 / 1
	014 / 1 pikikalle
	015 / 1 1.rida poolik
	016 / 1
	017 / 14
	018 / 1 pikikalle

Wandplan 1 und 2 Trondheim 70-A



Wandplan A und B Trondheim 70-A

