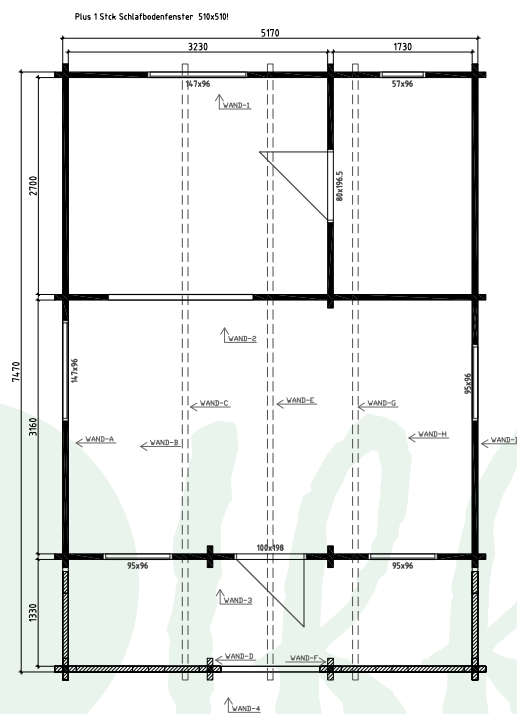


Technische Daten Sauerland 70-B

Wandaußenmaß: 517 x 607 cm

Bohlenstärke: 70 mm

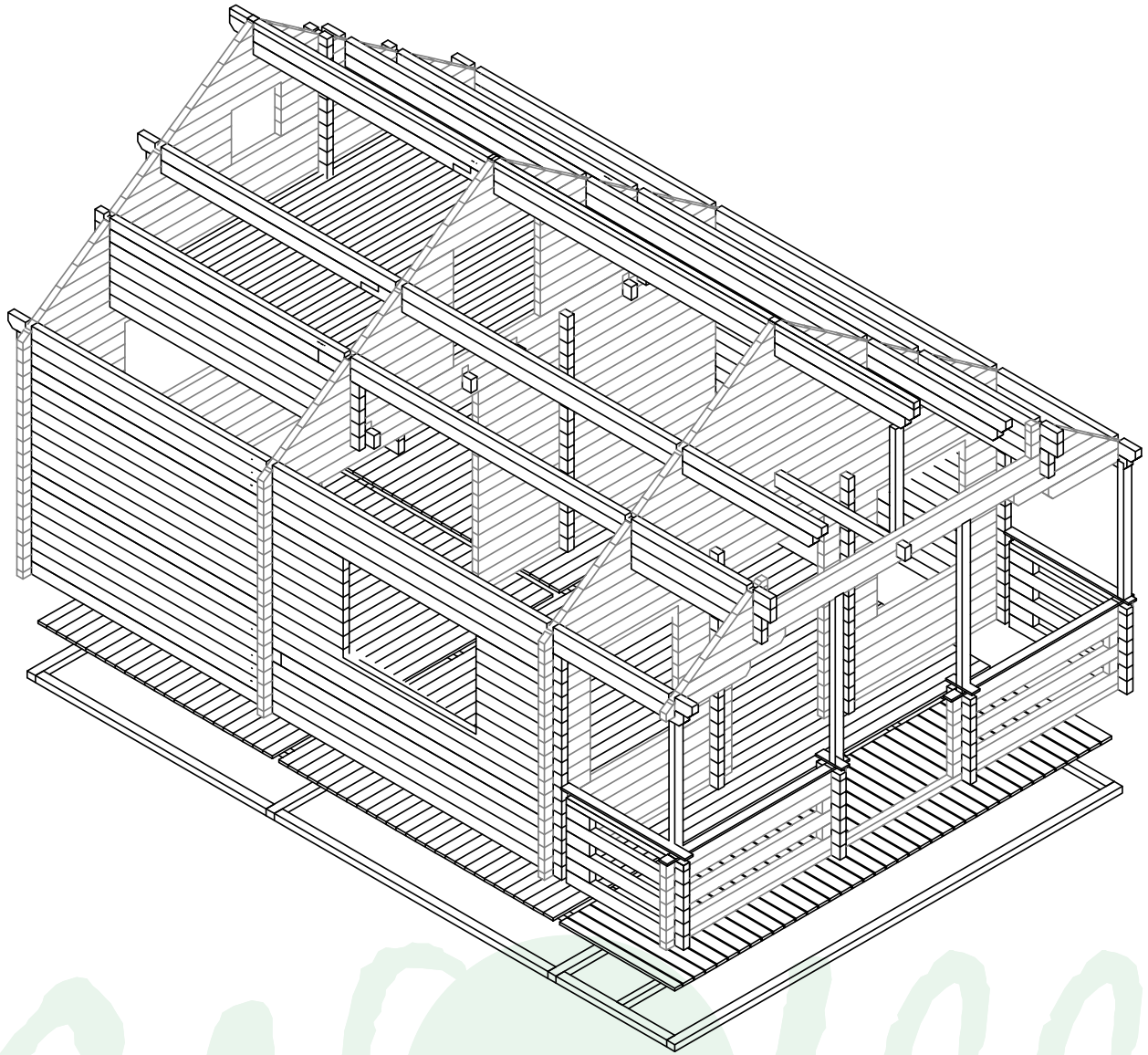
Abb. Sauerland 70-A



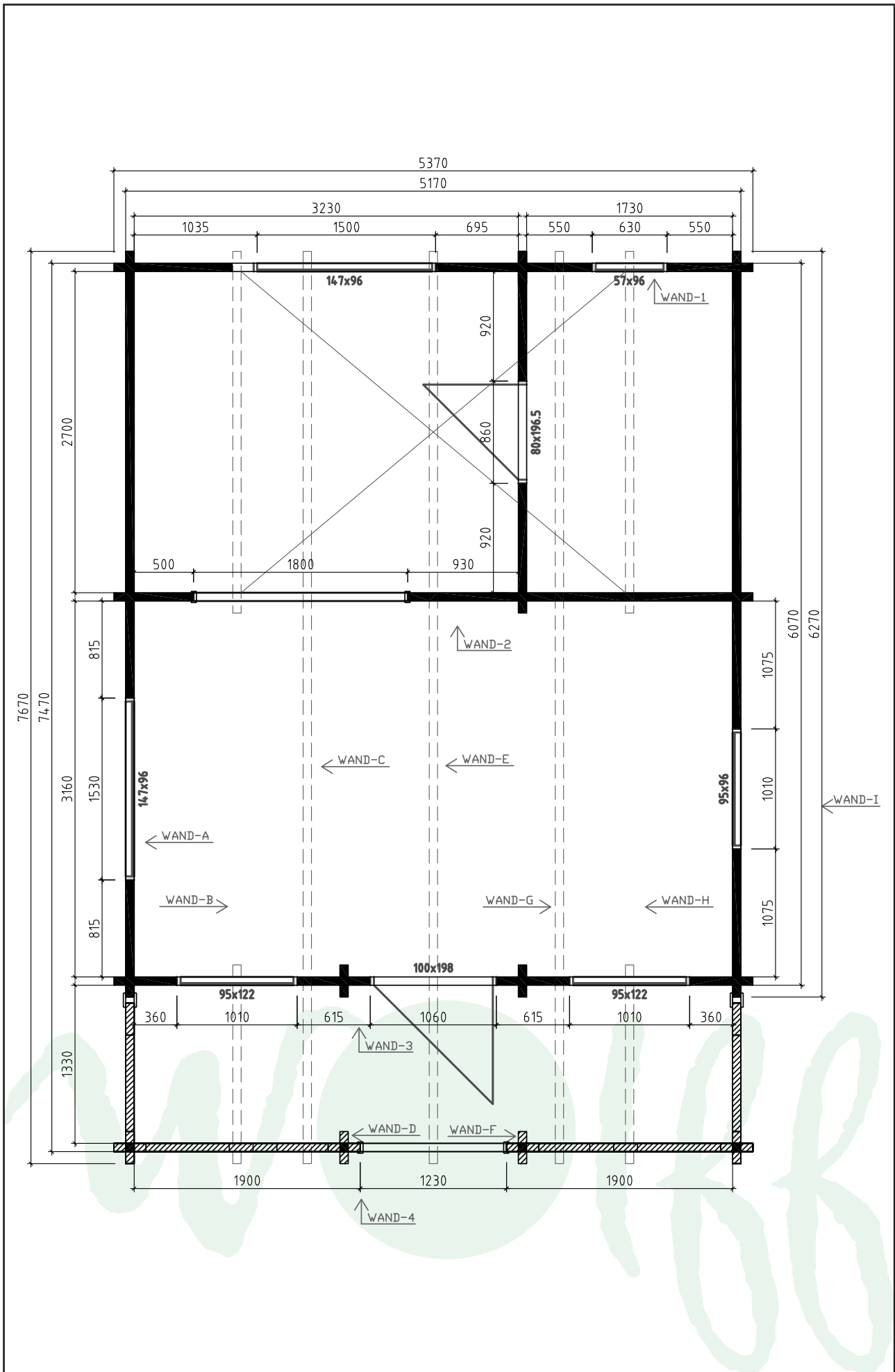
Kontrolliert durch:

Achtung: Alle angegebenen Maße sind ca.-Maße!

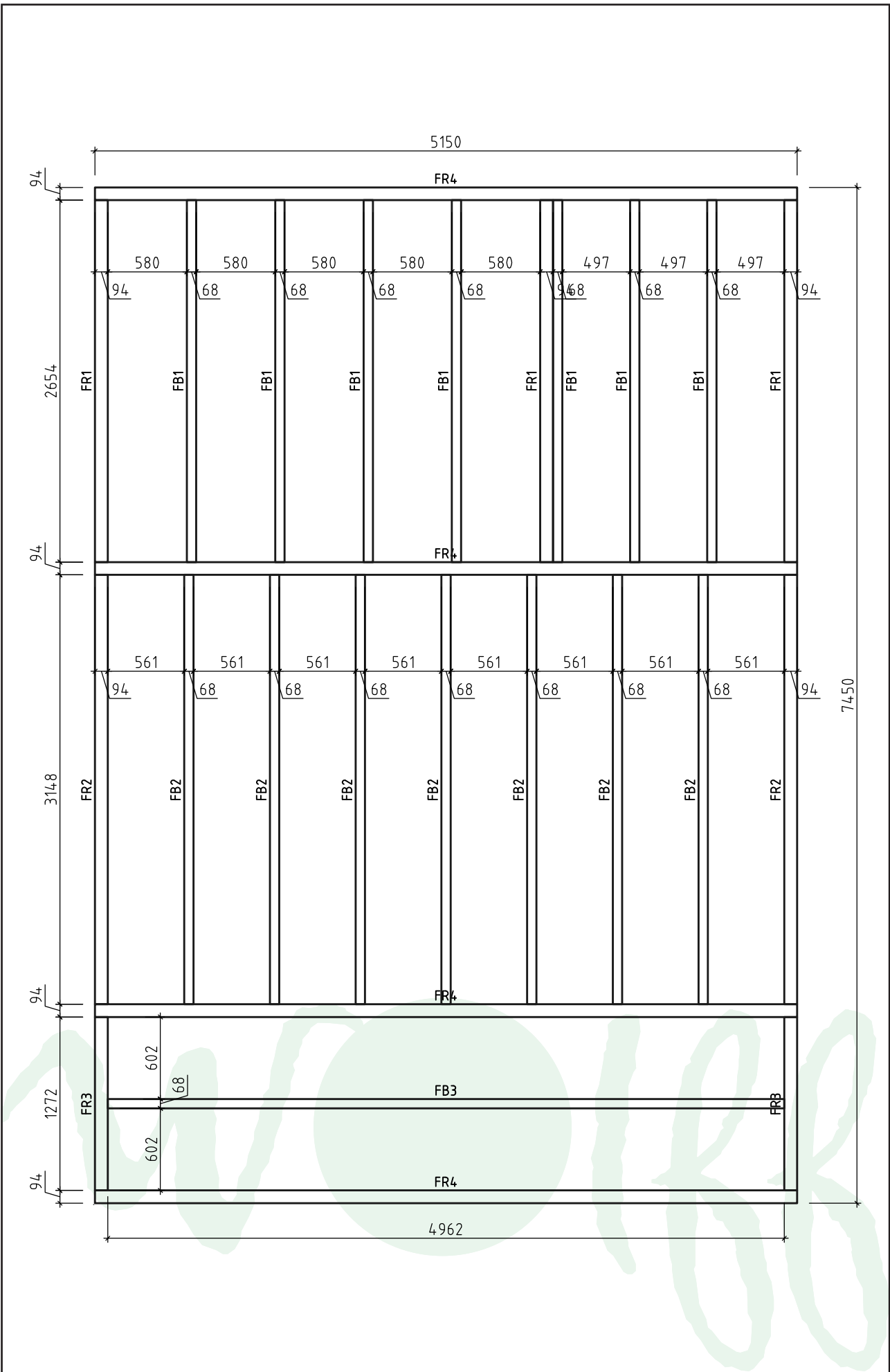
3D Darstellung Sauerland 70-B



Grundriss Sauerland 70-B



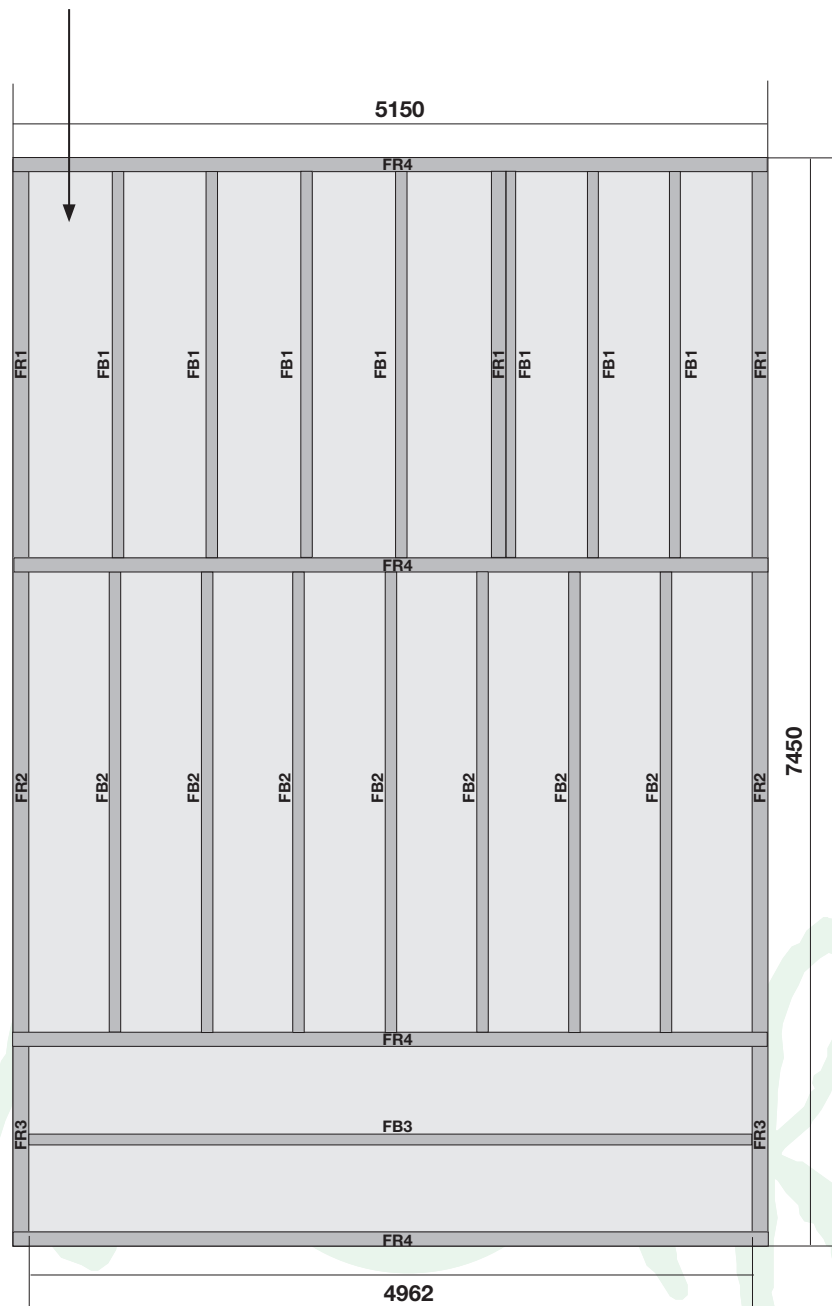
Lagerholzplan Sauerland 70-B



Fundamentplan Sauerland 70-B

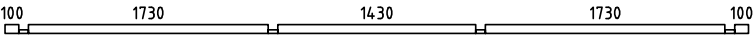
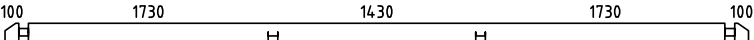
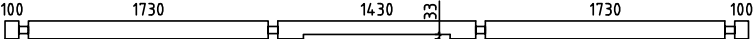
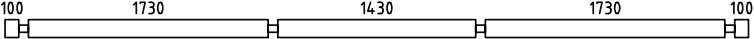




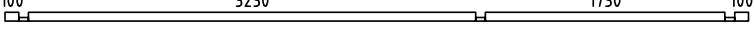


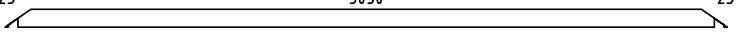













Typ	Anzahl der Fundamenthölzer (B x H x L)
Sauerland 70-B	Fundamentholz 1: 4 (94 x 68 x 5150 mm) Fundamentholz 2: 2 (94 x 68 x 3148 mm) Fundamentholz 3: 3 (94 x 68 x 2654 mm) Fundamentholz 4: 2 (94 x 68 x 1272 mm) Fundamentholz 5: 1 (68 x 68 x 4962 mm) Fundamentholz 6: 7 (68 x 68 x 3148 mm) Fundamentholz 7: 7 (68 x 68 x 2654 mm)

Gesamte Fläche
schottern!



Dieser Fundamentplan ist ein unverbindlicher Vorschlag und kann individuell verändert werden!

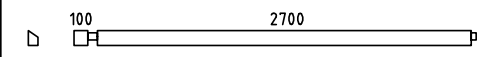


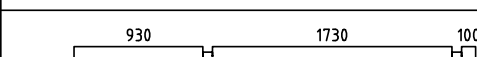








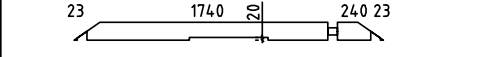
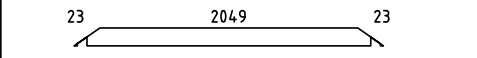
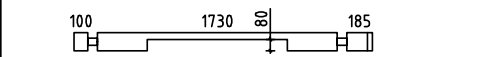


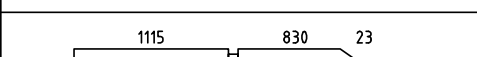


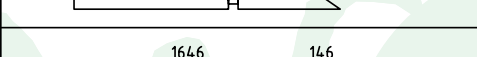


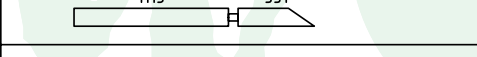

Teileliste 1 Sauerland 70-B

Pos		Stck	Profil (mm)	Länge (mm)
001		1	70x65	5370
002		1	70x130	5370
003		1	70x130	5370
004		1	70x130	5370
005		9	70x130	5370
006		2	70x130	5370
007		1	70x130	5370
008		1	70x130	5370
009		1	70x65	5370
010		1	70x130	5370
011		1	70x130	5216
012		1	70x130	5216
013		2	70x130	5200
014		1	70x130	5200
015		1	70x130	5200
016		1	70x130	5200
017		1	70x108	4865
018		1	70x65	4865
019		1	70x130	4865
020		1	70x130	4865
021		1	70x130	4865
022		1	70x130	4865
023		1	70x108	4865
024		1	70x130	4865
025		2	70x130	4844






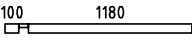
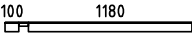

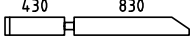
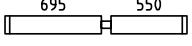

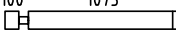
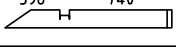
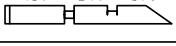

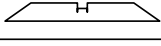







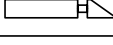
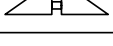
Teilleiste 2 Sauerland 70-B

Pos		Stck	Profil (mm)	Länge (mm)
026		1	70x130	4844
027		2	70x130	4765
028		2	70x130	4471
029		1	70x130	4471
030		1	70x130	4099
031		1	70x130	4099
032		7	70x130	4015
033		7	70x130	3755
034		1	70x130	3726
035		4	70x130	3500
036		1	70x130	3500
037		1	70x130	3500
038		12	70x130	3365
039		1	70x130	3230
040		2	70x130	3230
041		2	70x130	3040
042		12	70x130	3040
043		1	70x130	3040
044		1	70x130	3005
045		1	70x130	3005
046		1	70x130	3005
047		1	70x130	3005
048		1	70x130	3005
049		1	70x65	3005
050		1	70x130	2981

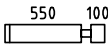
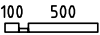
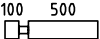
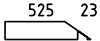





















Teileliste 3 Sauerland 70-B

Pos		Stck	Profil (mm)	Länge (mm)
051		1	70x108	2905
052		14	70x130	2905
053		1	70x108	2905
054		15	70x130	2900
055		1	70x65	2900
056		6	70x130	2770
057		1	70x130	2670
058		1	70x130	2670
059		1	70x130	2670
060		1	70x130	2608
061		2	70x130	2570
062		1	70x130	2236
063		1	70x130	2236
064		2	70x130	2155
065		10	70x130	2155
066		2	70x65	2155
067		2	70x130	2108
068		8	70x130	2070
069		2	70x130	1922
070		1	70x130	1863
071		2	70x130	1863
072		2	70x130	1736
073		5	70x130	1670
074		1	70x130	1578
075		1	70x130	1578

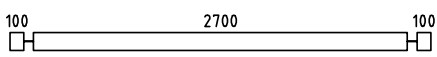























Teileliste 4 Sauerland 70-B

Pos		Stck	Profil (mm)	Länge (mm)
076		2	70x130	1549
077		2	70x130	1490
078		1	70x130	1460
079		2	70x130	1363
080		6	70x130	1350
081		1	70x65	1350
082		1	70x65	1350
083		1	70x130	1330
084		1	70x130	1330
085		7	70x130	1315
086		2	70x130	1293
087		7	70x130	1245
088		1	70x130	1205
089		1	70x130	1205
090		7	70x130	1175
091		3	70x130	1118
092		2	70x130	1115
093		30	70x130	1090
094		1	70x130	1019
095		1	70x130	1019
096		2	70x130	990
097		7	70x130	985
098		2	70x130	970
099		2	70x130	804
100		3	70x130	745



Teileliste 5 Sauerland 70-B

Pos		Stck	Profil (mm)	Länge (mm)
101		7	70x130	720
102		1	70x65	670
103		15	70x130	670
104		2	70x130	618
105		18	70x130	615
106		2	70x130	534
107		18	70x130	530
108		3	70x106	373
109		2	70x130	348
110		72	70x130	270
111		6	70x130	270
112		1	70x65	270
113		1	70x86	270
114		1	70x65	270
115		2	70x65	100
FR4	FUNDAMENTRAMEN 	4	94x68	5150
FR2	FUNDAMENTRAMEN 	2	94x68	3148
FR1	FUNDAMENTRAMEN 	3	94x68	2654
FR3	FUNDAMENTRAMEN 	2	94x68	1272
FB3	FUSSBODENBALKEN 	1	68x68	4962
FB2	FUSSBODENBALKEN 	7	68x68	3148
FB1	FUSSBODENBALKEN 	7	68x68	2654
HL3	HANDLAUF 	2	140x44	2110
HL2	HANDLAUF 	2	140x44	1400
HL1	HANDLAUF 	2	140x44	270

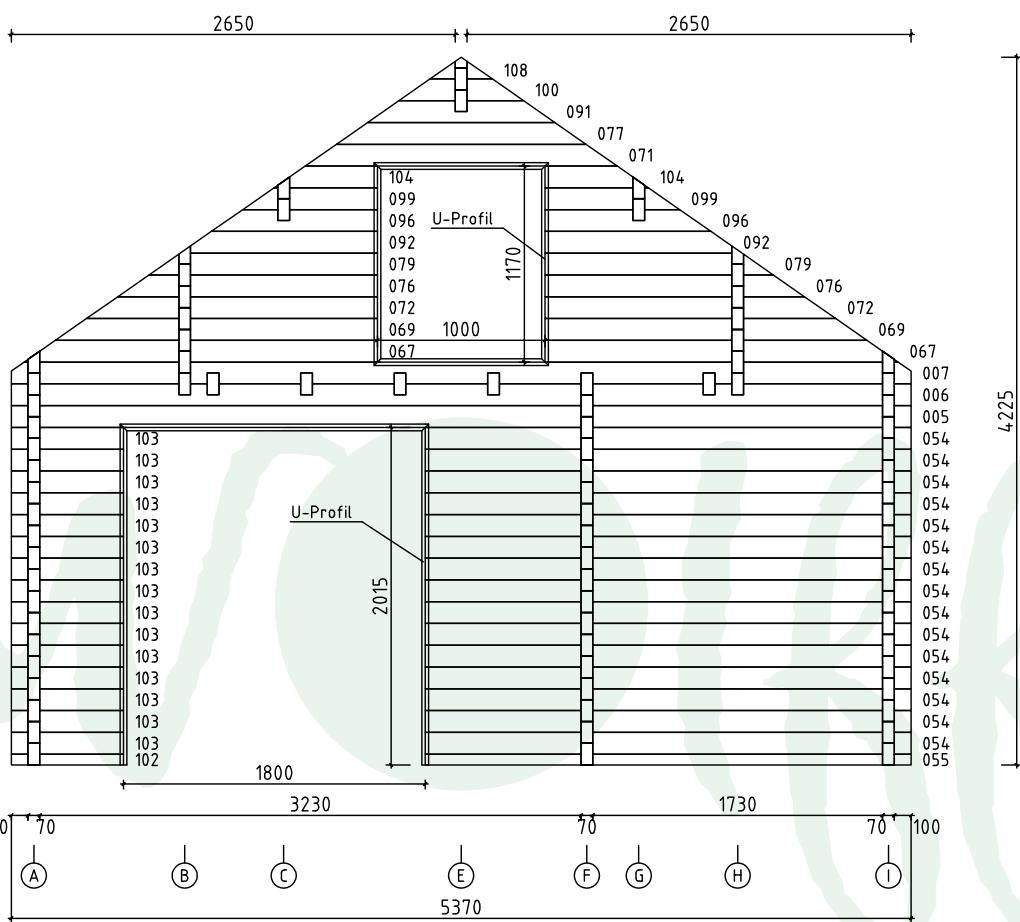
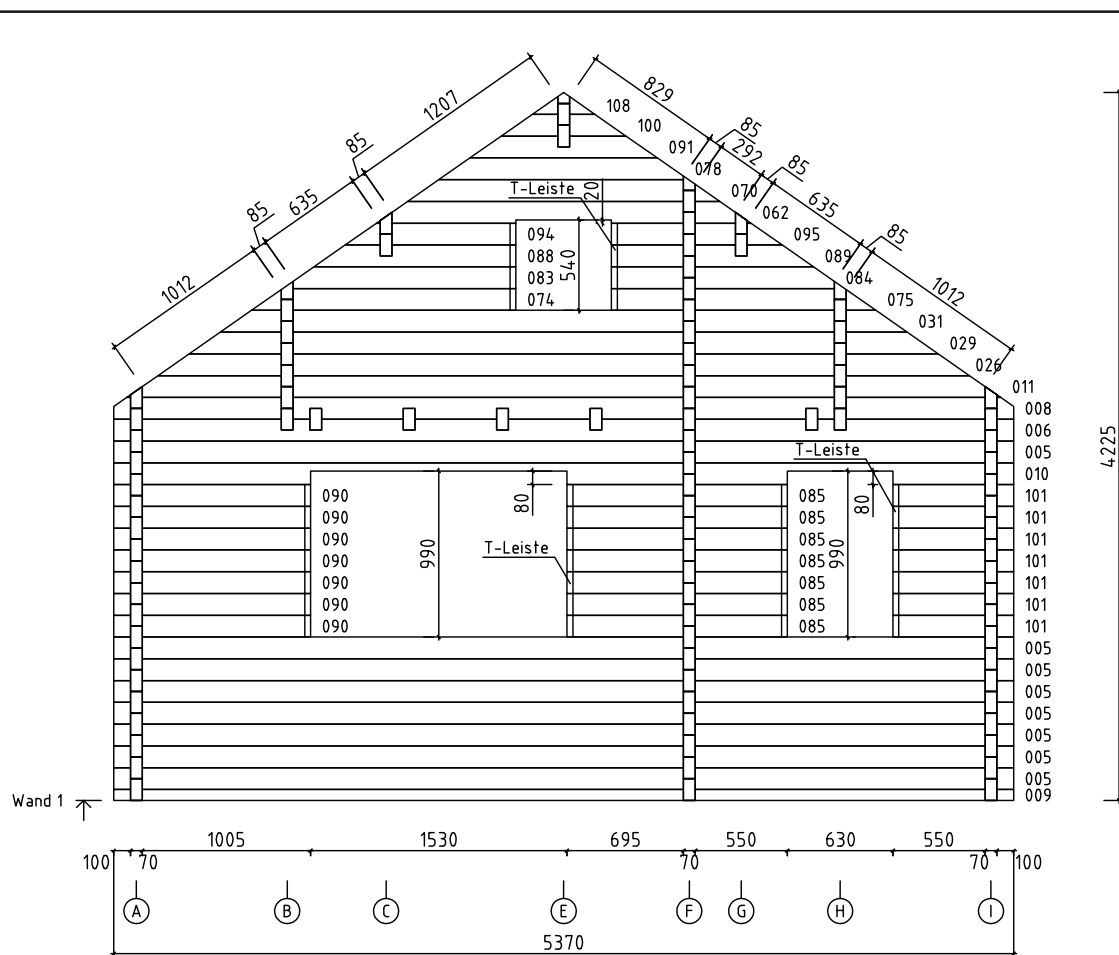
Teileliste 6 Sauerland 70-B

Pos		Stck	Profil (mm)	Länge (mm)
ÜT1		5	70x130	3040
	TERRASSENBRETTTER 	39	120x28	1325
	FUSSBODENBRETTTER 	28	113x28	5025
	FUSSBODENBRETTTER 	24	113x28	3225
	FUSSBODENBRETTTER 	24	113x28	1725
	DACHBRETTTER 	180	88x20	3520
	SCHLAFBODENBRETTTER 	31	88x20	3225
	ABDECKLEISTEN 		16x36	94,5 lf
	ADAPTER 110x120 	2	110x120	845
	DACHPAPPENFIXIERUNG 		4,0x18	16,5 lf
	DACHPAPPENLEISTE 		60x18	16,5 lf
	U-PROFIL 94x44 	2	94x44	780
	U-PROFIL 94x44 	2	94x44	1030
	U-PROFIL 94x44 	2	94x44	1200
	U-PROFIL 94x44 	1	94x44	1840
	U-PROFIL 94x44 	2	94x44	2045
	GIEBELBRETTTER  (34,91°)	4	94x18	3570
	GIEBELBRETTTER  (34,91°)	4	120x18	3570
	GIEBELDECKLEISTE 	4	60x18	3570
	GIEBELLEISTE  (34,91°)	4	60x18	3570
	STÜTZPFOSTEN 94x68  Bohrung puurida	1	94x68	1140
	STÜTZPFOSTEN 94x68  Bohrung puurida	2	94x68	1365
	STÜTZPFOSTEN 94x68  Bohrung puurida	2	94x68	1690
	Giebelsegment 	2		
	FENSTER 510x510 No 1	1		

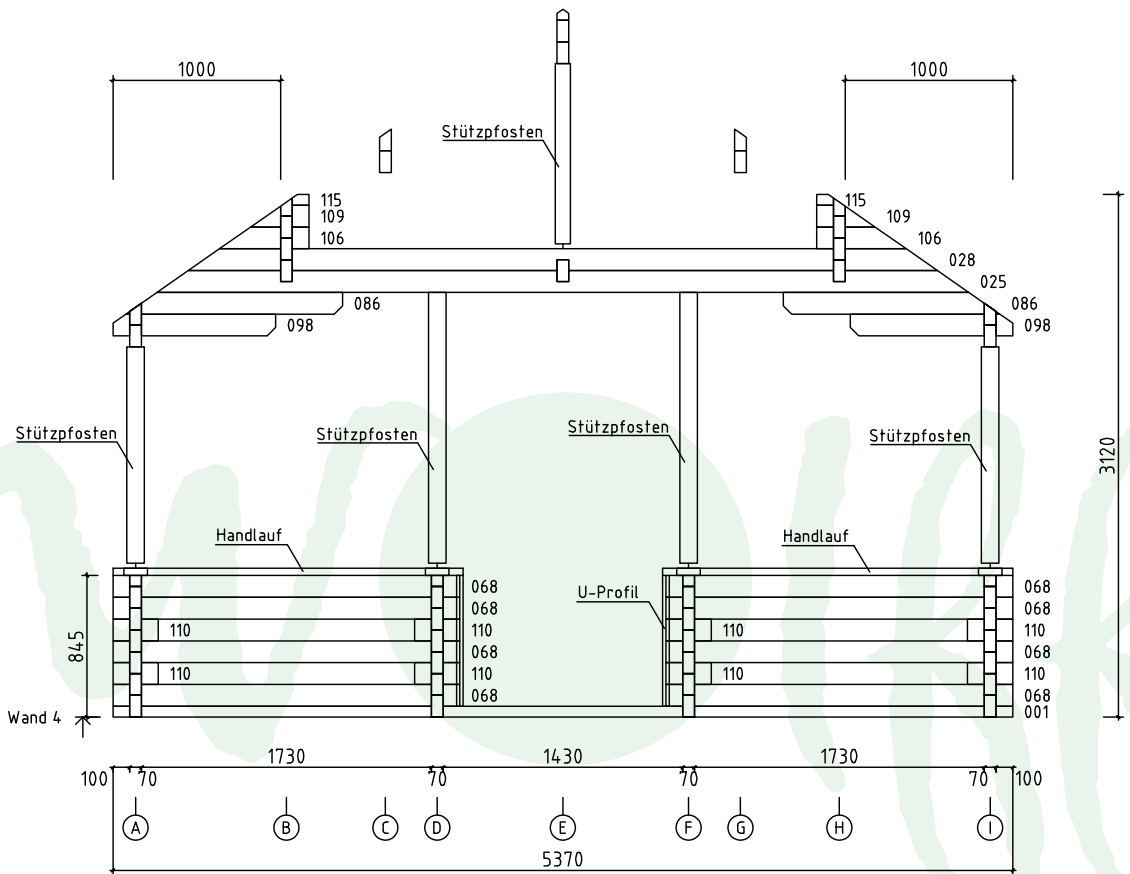
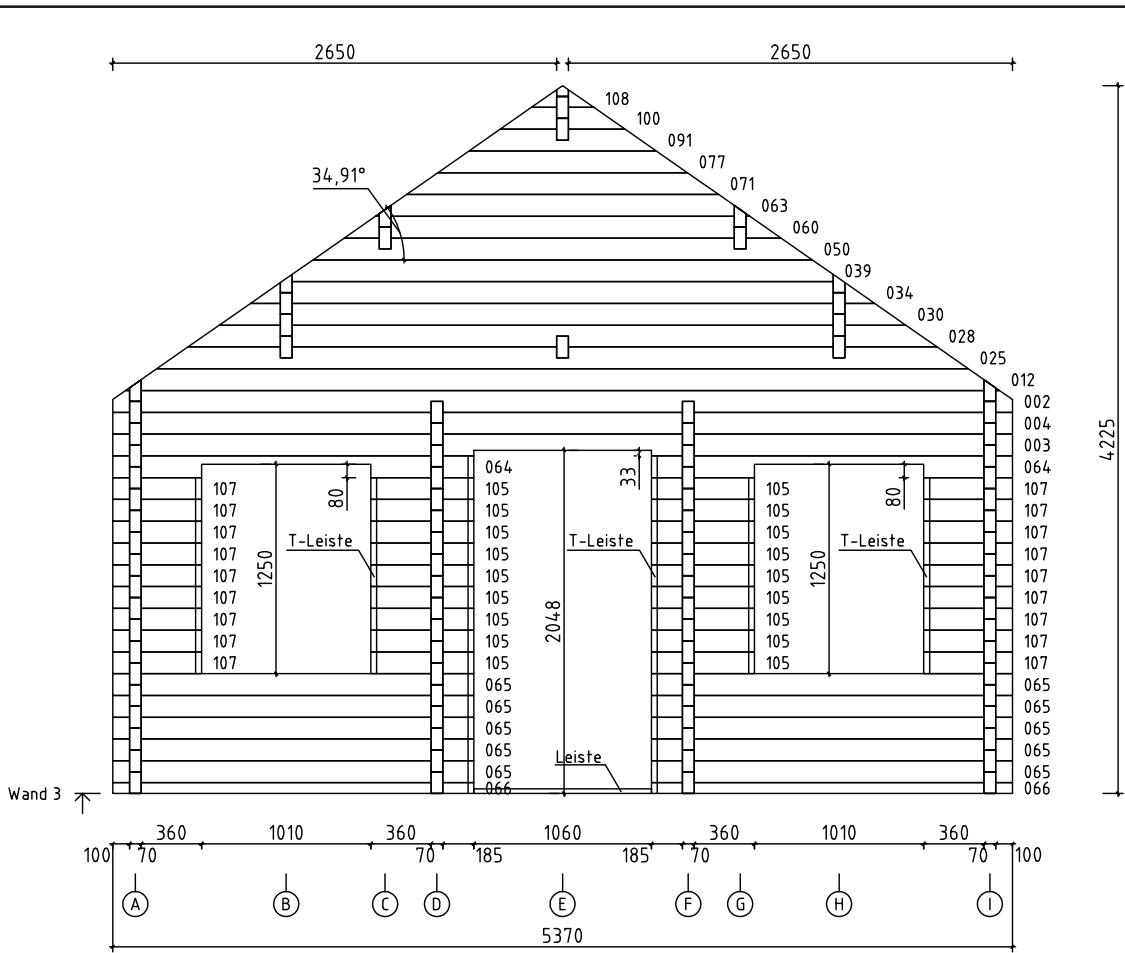
Teileliste 7 Sauerland 70-B

Pos		Stck	Profil (mm)	Länge (mm)
	FENSTER 570x960 No 2	1		
	FENSTER 950x1220 No 6	2		
	FENSTER 1470x960 No 4	2		
	FENSTER 950x960 No 3	1		
	TÜR 1000x1980 No 9	1		
	TÜR 800x1965 No 15	1		
	TREPPE	1		
	Leiste unter die Aussentür 	1	70x28	1050
KL1	Gewindestange	4 4	M8	2000 500
KL2	Gewindestange	2	M8	325
KL3	Gewindestange	4	M8	260
	Befestigungsmutter für Gewindestangen	4	M8	
	Mutter, U-Scheibe	20		
	T-Leiste 	2		490
	T-Leiste 	8		880
	T-Leiste 	4		1140
	T-Leiste 	2		1975
	T-Leiste 	2		1910
	Schlaghölzer	3		
	Schrauben 3,5x45		1 Beutel	
	Nägel 2,5x50		1 Beutel	
	Nägel 2,5x60		1 Beutel	
	Dachpappnägel 2,0x18		1 Beutel	
	Verstellbare Pfostenstütze	5		
	Dachpappe		Rolle	
	Verbindungsstreifen+ Befestigung			
	Kunststoff-Klotzen (für Verbindungen)		10+10 1/4	

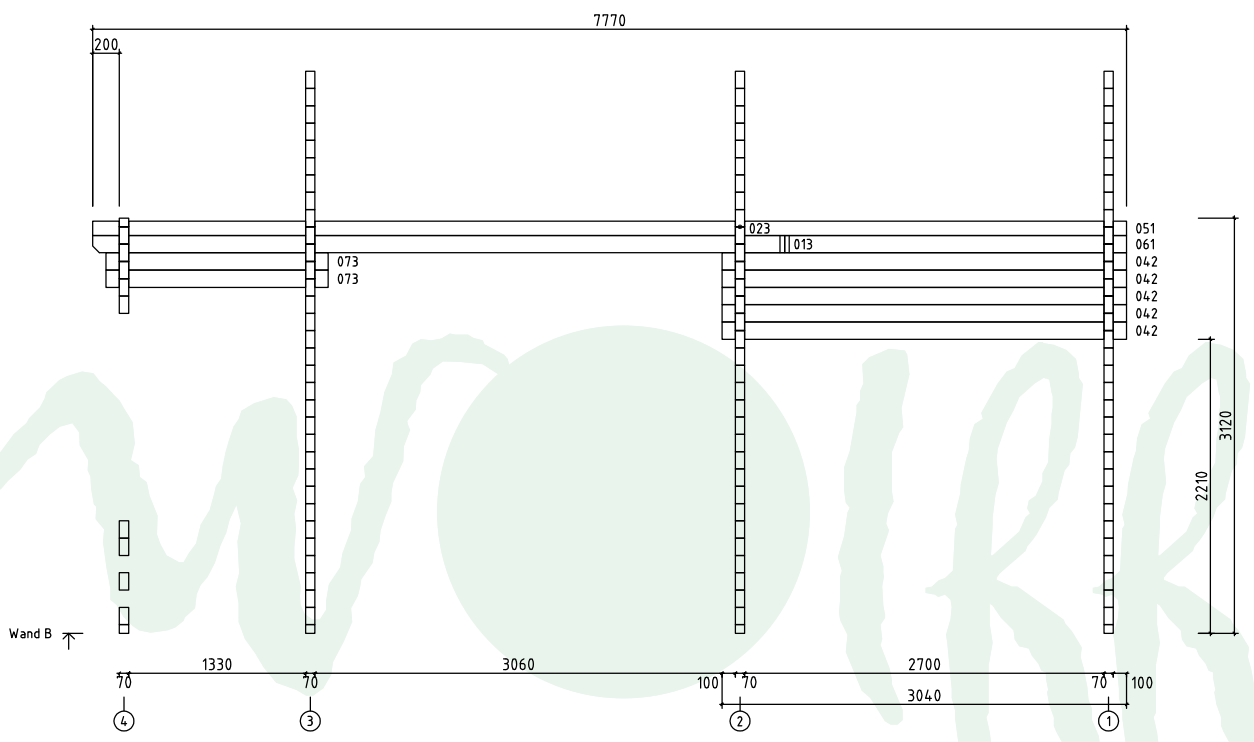
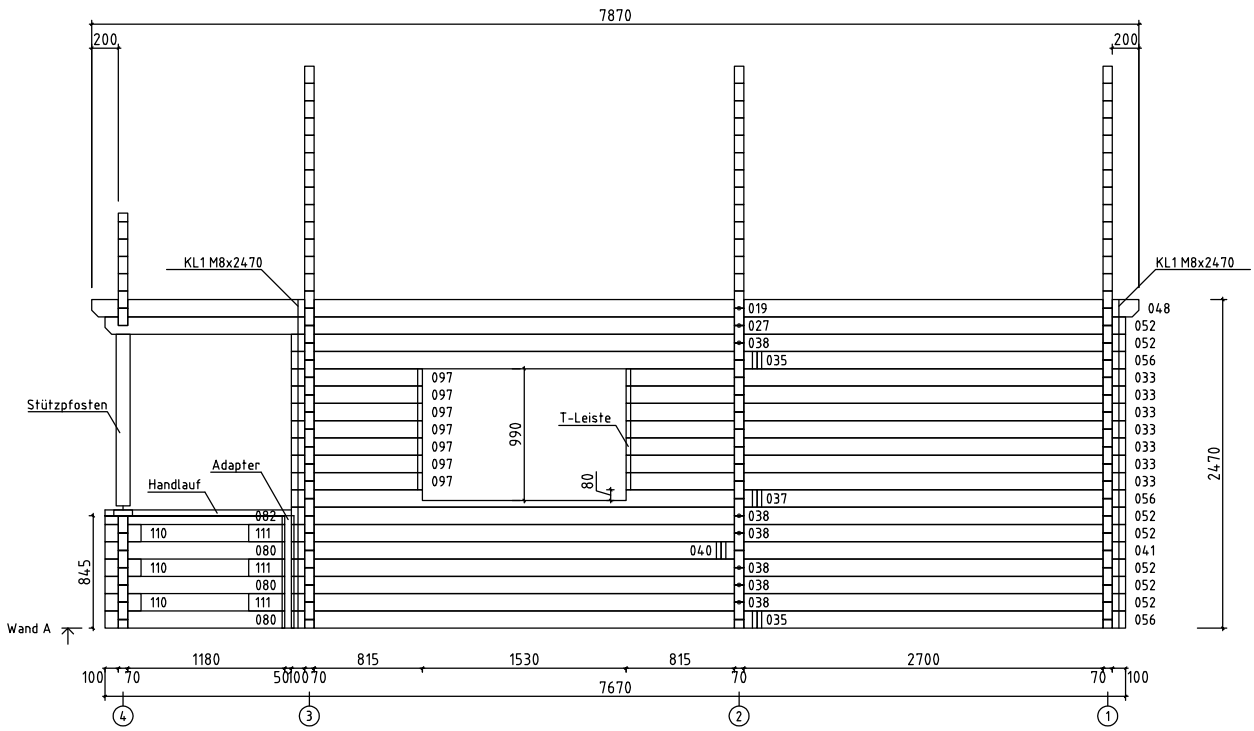
Wandpläne 1 und 2 Sauerland 70-B




Wandpläne 3 und 4 Sauerland 70-B




Wandplan A und B Sauerland 70-B



Wandpläne C und D Sauerland 70-B



Wandplan E und F Sauerland 70-B



Wandplan G, H und I Sauerland 70-B

